

Quick Start Guide

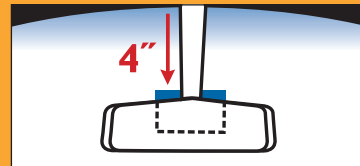
How to Install and Use TxTag

How to Install Your TxTag

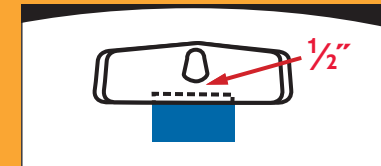
Read these directions first, watch the short installation video on our website, or call the TxTag Customer Service Center for help. Once the tag is installed on the inside of your windshield, it cannot be removed without damaging the electronic chip inside. Want to know more about TxTag? See details in the enclosed User Guide.

www.TxTag.org
1-888-GoTxTag
1 - 8 8 8 - 4 6 8 - 9 8 2 4

Where Your TxTag Goes



Mirror attached to ceiling Center TxTag on windshield behind rearview mirror 4 inches below top edge of windshield



Mirror attached to windshield Center TxTag on windshield 1/2 inch below where the mirror attaches to the windshield



Oversized Trucks, Cargo Trucks, and Trucks with Flat Windshields Center TxTag on windshield 2 inches from the bottom of the windshield

Use this guide to measure where to put your TxTag.



Depending on your print settings, this ruler may not be to scale.

1



Clean

Clean and dry the inside of your windshield. Your windshield temperature must be above 50°F for the TxTag to stick.

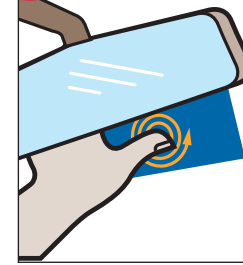
2



Position

Your TxTag goes on the inside of your windshield behind the rearview mirror. See illustrations to the right. Your TxTag will not work if you place it too close to metal or metallic tinting.

3



Stick

Peel off the clear backing on the gray side and stick the gray side to the inside of the windshield. Start in the center and smooth the TxTag against the glass in a circular motion to get a tight seal.

TxTag Installation Tips

DO permanently stick the TxTag to your windshield glass.

DO install only one electronic toll tag in your vehicle.

DON'T hold up your TxTag with your hand, wave it, or attach it to the sun visor.

DON'T install TxTag next to another type of toll tag, or you could be charged twice.

DON'T install TxTag sideways or upside down.

TxTag will not work on some vehicles. Non-factory tinting, special metallic treatment, or the defrost/heating element in some windshields can affect TxTag's performance. If you experience problems with your TxTag, call the TxTag Customer Service Center. You may need a special toll tag that goes on your front license plate.

Need Help? See the short TxTag installation video at www.TxTag.org or call the TxTag Customer Service Center at 1-888-468-9824.

4 Select an Account Type

You can have either a registered or unregistered account. Drivers who provide their contact information and vehicle information have registered accounts. Your information is private and will not be shared. Drivers who do not provide contact information are unregistered.



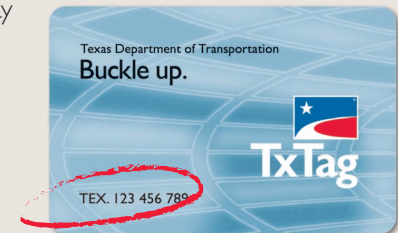
NEED HELP? 1-888-GOTXTAG (1-888-468-9824) | WWW.TXTAG.ORG

Why Register?

Although it is not required, you may register your TxTag account by giving us your contact and vehicle information. To register, log on to our website or call the TxTag Customer Service Center. Registering your account has several benefits:

- View detailed, real time account information at www.TxTag.org
- Request notification when your account balance gets too low
- Get monthly statements of account activity
- Have up to five TxTags on one account
- Receive a refund of your balance if you ever close your account
- Sign up for AutoPay, the easiest way to keep funds in your account

You will need the number on your Account Management Card to access your account.



5 Keep Money in Your Account

TxTag works like a prepaid phone card. You will need to keep money in your TxTag account to pay for your tolls.

Set Up Automatic Payments

AutoPay is the easiest way to keep money in your account. With AutoPay, you can set up your TxTag account to charge a credit card automatically when the funds in your account get below a preset threshold amount. Sign up for AutoPay on our website or call the TxTag Customer Service Center.

Make Payments Yourself

- Online or by phone with a major credit card
- By mail with check or money order
- In person at the TxTag Customer Service Center; at one of our retail locations, or at a TxTag kiosk



6 Drive!

Your TxTag is accepted on toll roads throughout Texas. Use your TxTag where you see these signs and symbols:



Statewide



Dallas



Houston

At this time, TxTag will not work on international bridges and may not be used to pay for parking at airports or garages.

(REV. 02/2006)